



Sea Ray 250 SLX

£79,995 • Brightlingsea United Kingdom (UK) • Used • 2020

Presented by


Peter Marchant
Phone: 44(0)1206302003

Morgan Marine
The Boatyard, Shipyard
Estate
CO7 0AR Colchester
United Kingdom (UK)



Details

Make:	Sea Ray
Model:	250 SLX
Year:	2020
Condition:	Used
Engine:	, 660 hp
Engine type:	
Length:	7.7 m (25.26 ft)
Beam:	2.59 m (8.50 ft)
Cabins:	0
Berths:	0



Morgan Marine



7zea.com

Description

EN

This stunning 2020 Sea Ray SLX 250 is fitted with the powerful 4.5L Mercruiser 250hp. Offering great performance coupled with outstanding fuel economy. With only 80 hours and only ever used on fresh water! A fantastic sports boat with plenty of seating for fun days out with friends and family. Bursting with high specification and optional extras including port side convertible lounger, Aft U shaped seating and the safe bow area - all with cushions. Includes optional extras including Stainless steel prop, Bow thruster, Fusion audio, Bimini, Bow filler cushion, Tonneau covers and snap-in carpet, teak table and a top of the range array of electronics including twin 12 Simrad displays. This boat is ready to hit the water.

Deck: Black hull. Stainless steel cleats. Swim platform with SeaDek matting and folding boarding ladder. Aft sun pad with starboard side access to cockpit. Bimini top with boot - stainless steel bars. Full Tonneau covers. Anchor, Chain and rope. Fenders.

Cabin: Open bow port and starboard cushioned seating with back rests. Separate compartment with toilet, and Sink.

Cockpit: Helm position with steering wheel, full engine instrumentation. Glass walk-thru windscreen. Cup holders. Glove box. Floor locker. Bolster helm bucket seat. Port side seat converts to lounger. Starboard aft - U shape cushioned seating. Stern sunpad with folding up backrest. Snap-in carpet. Removable table.

Electronics: Simrad twin 12inch chartplotter. Fusion audio with speakers. Electric windlass. Anchor light. Electric windscreen wiper. Nav light. Horn. Automatic bilge pump.

Machinery: 4.5L ECT MPI DTS Mercruiser 250hp. Electric start. Power trim and tilt. Bow thruster. Hydraulic trim tabs. Fuel capacity - 284L. Water capacity - 38L.

General information

Make:	Sea Ray
Model:	250 SLX
Year:	2020
Condition:	Used

Engine

Engine:	, 660 hp
Engine type:	

Measurements

Length:	7.7 m (25.26 ft)
Beam:	2.59 m (8.50 ft)
Deep:	1.02 m (3.35 ft)
Weight:	0 ()

Accommodation

Cabins:	0
Berths:	0

Images



SeaRay-250-slx-controls



SeaRay-250-slx-horn



SeaRay-250-slx-table



SeaRay-250-slx-controls-2





















Morgan Marine

The Boatyard, Shipyard Estate
CO7 0AR Colchester
United Kingdom (UK)

Phone: 44(0)1206302003

<https://morganmarine.com>

