



# Hardy Commodore 42

£234,995 • Essex Royaume-Uni • Usagé • 2003

## Présenté par


Peter Marchant  
Phone: 44(0)1206302003

**Morgan Marine**  
The Boatyard, Shipyard  
Estate  
CO7 0AR Colchester  
Royaume-Uni



## Détails

Fabricant:	Hardy
Modèle:	Commodore 42
An:	2003
Condition:	Usagé
Type de moteur:	
Type de carburant:	Diesel
Longueur:	14.02 m (46.00 ft)
Largeur:	4.3 m (14.11 ft)
Cabines:	0
Couchettes:	0



Morgan Marine



7zea.com

# La description

EN

Just arrived at Morgan Marine, the 2003 Hardy Commodore 42 Flybridge is an exceptional example of a versatile and capable offshore cruiser - with only two owners from new! Powered by twin Yanmar 420hp 6LY2M STE inboard diesel engines on shaft drives, with the added benefit of a bow thruster, she offers both power and precision on the water. Presented in fantastic condition with a huge amount of upgrades and service history, Himalia combines striking looks with outstanding seakeeping ability, making her a true all-rounder. Step on board and you'll find accommodation for five across three cabins, a spacious saloon with panoramic 360-degree views, and a fully equipped galley designed for comfort at sea. She comes loaded with premium features, including Raymarine autopilot, four modern Raymarine chart plotters, Raymarine VHF's, a fully serviceable generator, diesel heating, an electric windlass with helm and flybridge controls, a rear digital camera, recently re-antifouled in October 2025 and much more. With a cruising speed of 15-20 knots and the ability to reach up to 25 knots, this boat delivers performance to match her style, cutting effortlessly through the waves. Backed by a solid service history and complete title paperwork, Himalia is a rare opportunity that won't stay on the market for long. Early viewing is strongly recommended - contact Morgan Marine today to arrange yours.

Deck: GRP hull - recently re-antifouled in October 2025! Stainless steel pulpit and side rails with mid-ship gates. Stainless steel grab rails in cockpit, on wheelhouse roof and on cabin top. Full walkaround deck n boat. Stainless steel and teak bathing platform with bathing ladder. Stainless steel mooring cleats. Electric windlass with anchor, chain and rope. Teak flooring in cockpit. Various Fenders and lines. Seago 6 person Liferaft. Radar mast.

Cabin: Main master aft cabin with double berth, lots of storage and access to Ensuite toilet compartment with toilet, sink, shower, mirror and storage. Forward V-shaped double berth with infill cushion, storage, and roof hatch. Jack and Jill door to toilet compartment with toilet, sink, shower, mirror and storage. 3rd cabin with single berth, and storage. Large saloon U-shaped seating and table (with custom-made Backgammon game board on, TV and lots of storage. Extra fridge in saloon area. Galley with oven, hob, twin sink with hot and cold mixer tap, fridge, microwave and lots of storage. Overhead galley locker storage. Good amount of light from large windows.

Cockpit: Walkaround teak laid side decks, aft coach roof and flybridge. Wheelhouse and flybridge steering and engine controls. Adjustable, sprung pilot and co pilot seat in wheelhouse. Pull up seat from saloon becoming a forward facing co pilot bench seat. Electric windscreen wipers with screen wash and electric demisters on front windscreen. Flybridge U-shaped cushioned seating with backrest. Pilot and co-pilot seating with engine dash display, steering wheel and engine controls. Flybridge stainless steel hand rails. 2nd aft cockpit seating with teak flooring, U-shaped bench style seating with storage and table.

Electronics: Wheelhouse electronics include: Twin 12 inch Raymarine C series 125 chart plotters. Navtex Mcurdo ICS Nav6. Raymarine engine digital gauge. Raymarine VHF radio. Raymarine autopilot. Raymarine water depth digital gauge. Rear digital camera. Engine gauges. 12v socket. Sony radio. Generator. Horn. Navigation lights. Anchor light. Interior lights. Compass. Vetus bow thruster controls. 240v Shore power. Flybridge electronics include: Twin 9 inch Raymarine C series 95 chart plotters. Vetus bow thruster controls. Raymarine VHF radio. Raymarine autopilot, Tridata and Graphic digital display. USB port. Horn button. Electric windlass control button. Compass. Engine gauges. Throttle controls.

Machinery: Twin Yanmar 420hp 6LY2M STE inboard diesel engines. Fuel capacity in 2x stainless steel tanks - 1710 Litres. Water capacity in 1x stainless steel tank - 550 Litres. Bow thruster. Diesel heating throughout.

## Informations générales

Fabricant:	Hardy
Modèle:	Commodore 42
An:	2003
Condition:	Usagé

## Moteur

Type de moteur:	
Type de carburant:	Diesel

## Des mesures


Longueur:	14.02 m (46.00 ft)
Largeur:	4.3 m (14.11 ft)
Profond:	1.19 m (3.90 ft)
Poids:	0 ( )

## Hébergement

Cabines:	0
Couchettes:	0

# Images




























**Morgan Marine**

The Boatyard, Shipyard Estate  
CO7 0AR Colchester  
Royaume-Uni

Téléphone: 44(0)1206302003

<https://morganmarine.com>

